

22,5x9,00" FORGED LIGHT ALLOY WHEEL

SLT 2907 DESIGN BOLT HOLE Ø 26, 32 MM

ET	153 mm
Max payload	4250 kg
Average weight	23,7 kg
Centre Bore Ø	281 mm
Mounting hole PCD Ø	335 mm
Number of mounting holes	10
Disk thickness	22,0 mm
Half dual Space	175 mm
Twin fitment	yes
N° ABE (Germany)	KBA 49856



Denomination	Surface finish	Bolt hole Ø	Sleeve nut Single	Sleeve nut Twin	Valve code
2907 AM	Diamond	26 mm	~	~	SLT 003
2907 APH	Mirror	26 mm	~	~	SLT 003
2907 BM	Diamond	32 mm	SLT 979 (M22x1,5), SLT 983 (7/8"11 BSF)	SLT 981 (M22x1,5), SLT 984 (7/8"11 BSF)	SLT 003
2907 BPH	Mirror	32 mm	SLT 979 (M22x1,5), SLT 983 (7/8"11 BSF)	SLT 981 (M22x1,5), SLT 984 (7/8"11 BSF)	SLT 003

Material	Not lacquered, highly corrosion resistant alloy, T6061
Approved tire sizes	e.g. 275/80 R22,5 285/60 R22,5 285/70 R22,5 295/55 R22,5 295/60 R22,5 295/75R22.5 295/80 R22,5 305/60 R 22,5 305/70 R22,5 315/60 R 22,5 315/70 R22,5 315/75 R 22,5 315/80 R22,5 12 R22,5 13 R22.5
Locking torque of the valve	5 Nm for original SPEEDLINE TRUCK valve
Maximum tyre pressure	9 bar or the lower value recommended by the tire producer
Approved balance weights	Clip on and adhesive weights for alloy wheels for commercial vehicles
Warranty	5 years from the manufacturing date without mileage limitation

MOUNTING INSTRUCTIONS



SINGLE AND TWIN FITMENT WITH STANDARD OR SLEEVE NUTS

The SPEEDLINE TRUCK forged light alloy wheels are hub centric wheels (M system) which can be mounted according to ISO standard 4107 or DIN 74361-3.

Prior to mounting

Please check that the vehicle is equipped for the mounting of SLT light alloy wheels, as these wheels have a larger flange thickness than steel wheels.

Torque wheel nut according to vehicle manufacturer.
If missing: 650 Nm for M22x1,5 and 7/8"11 BSF

Wheel type: SLT 2917, SLT 2900, SLT 2907, SLT 3211

Mounting with standard nuts

Bolt hole Ø 26 mm | **Nuts size** M22x1,5 and 7/8"11 BSF

The wheels require a minimum hub pilot length: **(a)**
Ensure the sufficient projected stud length: **(b)**

Single mounting

(a) 7 mm
(b) Disc thickness
+ Nut length
+ 2 free turns

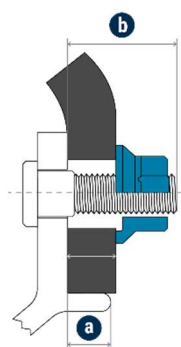
= Projected stud length

Twin mounting

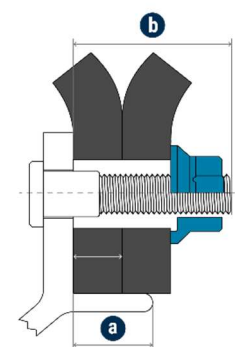
(a) 7 mm + disc thickness
(b) Disc thickness 1
+ Disc thickness 2
+ Nut length
+ 2 free turns

= Projected stud length

Single mounting



Twin mounting



Mounting with sleeve nuts

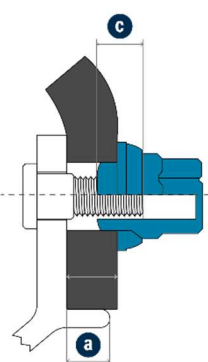
Bolt hole Ø 32 mm

If the projected stud length is insufficient, as calculated above, you may avoid the replacement of the studs by using the following sleeve nuts.

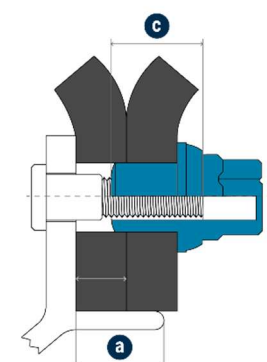
By using sleeve nuts, it is possible to recover the minimum engaged turns between the nut and the stud and a perfect fitment can be achieved.

The wheels require a minimum hub pilot length: **(a)**
Ensure the number of turns of engaged threads between shank nut and stud: **(c)**

Single mounting



Twin mounting



Single mounting

Bolt hole Ø 32 mm
(a) 7 mm
(c) M22x1,5 min. 14 turns (approx. 21 mm)
7/8" 11 BSF min. 10 turns (approx. 24 mm)
Sleeve nut M22x1,5 SLT 979
7/8"11 BSF SLT 983 (Only for use on Scania trucks)

Twin mounting

(a) 7 mm + disc thickness
(c) M22x1,5 min. 14 turns (approx. 21 mm)
7/8" 11 BSF min. 10 turns (approx. 24 mm)
SLT 981
SLT 984 (Only for use on Scania trucks)

SPEEDLINE TRUCK S.r.l.

Viale 1° Maggio 30
24030 Presezzo, Italy

T: +39 035 4158211
E: sales.truck@ronalgroup.com

speedline-truck.com

All information is subject to change. SPEEDLINE TRUCK reserves the right to make changes to the design and technical characteristics. The wheel designs and the content of this product information are protected by copyright. Version 5.0, October 2020_P1

RONALGROUP