

17,5x6,75" FORGED LIGHT ALLOY WHEEL

SLT 2911 DESIGN BOLT HOLE Ø 24, 30 MM

ET	125 mm
Max payload	2500 kg
Average weight	14,3 kg
Centre Bore Ø	221 mm
Mounting hole PCD Ø	275 mm
Number of mounting holes	8
Disk thickness	21,0 mm
Half dual Space	146 mm
Twin fitment	yes
N° ABE (Germany)	KBA 49855



Denomination	Surface finish	Bolt hole Ø	Sleeve nut Single	Sleeve nut Twin	Valve code
2911 AM	Diamond	24 mm	~	~	SLT 003
2911 APH	Mirror	24 mm	~	~	SLT 003
2911 BM	Diamond	30 mm	SLT 989 (M20x1,5)	SLT 990 (M20x1,5)	SLT 003
2911 BPH	Mirror	30 mm	SLT 989	SLT 990	SLT 003

Material	Not lacquered, highly corrosion resistant alloy, T6061
Approved tire sizes	e.g. 205/65R17,5 205/75 R17,5 215/75 R17,5 225/70 R17,5 225/75 R17,5 235/75 R17,5 245/70 R17,5 265/70 R17,5 8,5 R17,5 9 R17,5 9,5 R17,5 10 R17,5
Locking torque of the valve	5 Nm for original SPEEDLINE TRUCK valve
Maximum tyre pressure	9 bar or the lower value recommended by the tire producer
Approved balance weights	Clip on and adhesive weights for alloy wheels for commercial vehicles
Warranty	5 years from the manufacturing date without mileage limitation

MOUNTING INSTRUCTIONS



SINGLE AND TWIN FITMENT WITH STANDARD OR SLEEVE NUTS

The SPEEDLINE TRUCK forged light alloy wheels are hub centric wheels (M system) which can be mounted according to ISO standard 4107 or DIN 74361-3.

Prior to mounting

Please check that the vehicle is equipped for the mounting of SLT light alloy wheels, as these wheels have a larger flange thickness than steel wheels.

Torque wheel nut according to vehicle manufacturer.
If missing: 500 Nm for M20x1,5

Wheel type: SLT 2911

Mounting with standard nuts

Bolt hole \varnothing 24 mm | Nuts size M20x1,5

The wheels require a minimum hub pilot length: (a)
Ensure the sufficient projected stud length: (b)

Single mounting

(a) 7 mm

(b) Disc thickness
+ Nut length
+ 2 free turns

= Projected stud length

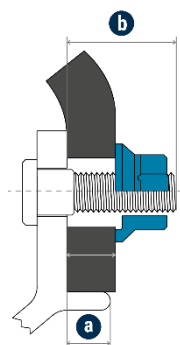
Twin mounting

(a) 7 mm + disc thickness

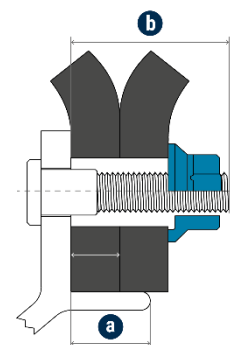
(b) Disc thickness 1
+ Disc thickness 2
+ Nut length
+ 2 free turns

= Projected stud length

Single mounting



Twin mounting



Mounting with sleeve nuts

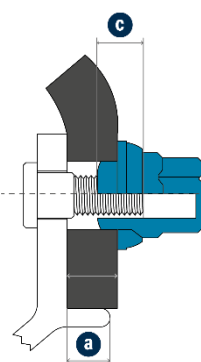
Bolt hole \varnothing 30 mm

If the projected stud length is insufficient, as calculated above, you may avoid the replacement of the studs by using the following sleeve nuts.

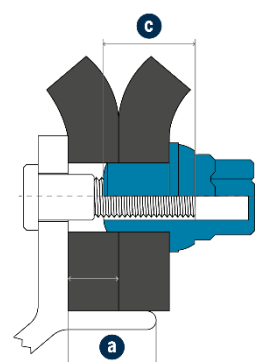
By using sleeve nuts, it is possible to recover the minimum engaged turns between the nut and the stud and a perfect fitment can be achieved.

The wheels require a minimum hub pilot length: (a)
Ensure the number of turns of engaged threads between shank nut and stud: (c)

Single mounting



Twin mounting



Single mounting

(a) 7 mm
(c) min. 13 turns (approx. 20 mm)

Twin mounting

(a) 7 mm + disc thickness
(c) min. 13 turns (approx. 20 mm)

Bolt hole \varnothing 30 mm

Sleeve nut M20x1,5

SLT 989

SLT 990

SPEEDLINE TRUCK S.r.l.

Viale 1° Maggio 30
24030 Presezzo, Italy

T: +39 035 4158211
E: sales.truck@ronalgroup.com

speedline-truck.com

All information is subject to change. SPEEDLINE TRUCK reserves the right to make changes to the design and technical characteristics. The wheel designs and the content of this product information are protected by copyright. Version 5.0, October 2020

RONALGROUP