

# 22,5x9,00" FORGED LIGHT ALLOY WHEEL

SLT 2917 BOLT HOLE Ø 26, 32 MM

<b>ET</b>	153 mm
<b>Max payload</b>	4250 kg
<b>Average weight</b>	24,3 kg
<b>Centre Bore Ø</b>	281 mm
<b>Mounting hole PCD Ø</b>	335 mm
<b>Number of mounting holes</b>	10
<b>Disk thickness</b>	22,5 mm
<b>Half dual Space</b>	175,5 mm
<b>Twin fitment</b>	yes
<b>N° ABE (Germany)</b>	KBA 52409x



Denomination	Surface finish	Bolt hole Ø	Sleeve nut Single	Sleeve nut Twin	Valve code
2917 APH	Mirror	26 mm	~	~	SLT 022
2917 AM	Diamond	26 mm	~	~	SLT 022
2917 BPH	Mirror	32 mm	SLT 979 (M22x1,5), SLT 983 (7/8"11)	SLT 981 (M22x1,5), SLT 984 (7/8"11)	SLT 022
2917 BM	Diamond	32 mm	SLT 979 (M22x1,5), SLT 983 (7/8"11 BSF)	SLT 981 (M22x1,5), SLT 984 (7/8"11 BSF)	SLT 022

<b>Material</b>	Not lacquered, highly corrosion resistant alloy, T6061
<b>Approved tire sizes</b>	e.g. 275/80 R22,5   285/60 R22,5   285/70 R22,5   295/55 R22,5   295/60 R22,5   295/75R22,5   295/80 R22,5   305/60 R 22,5   305/70 R22,5 315/60 R 22,5 315/70 R22,5   315/75 R 22,5   315/80 R22,5   12 R22,5   13 R22,5
<b>Locking torque of the valve</b>	5 Nm for original SPEEDLINE TRUCK valve
<b>Maximum tyre pressure</b>	9 bar or the lower value recommended by the tire producer
<b>Approved balance weights</b>	Clip on and adhesive weights for alloy wheels for commercial vehicles
<b>Warranty</b>	5 years from the manufacturing date without mileage limitation

# MOUNTING INSTRUCTIONS



## SINGLE AND TWIN FITMENT WITH STANDARD OR SLEEVE NUTS

The SPEEDLINE TRUCK forged light alloy wheels are hub centric wheels (M system) which can be mounted according to ISO standard 4107 or DIN 74361-3.

### Prior to mounting

Please check that the vehicle is equipped for the mounting of SLT light alloy wheels, as these wheels have a larger flange thickness than steel wheels.

**Torque wheel nut** according to vehicle manufacturer.  
If missing: 650 Nm for M22x1,5 and 7/8"11 BSF

**Wheel type:** SLT 2917, SLT 2900, SLT 2907, SLT 3211

## Mounting with standard nuts

Bolt hole Ø 26 mm | Nuts size M22x1,5 and 7/8"11 BSF

The wheels require a minimum hub pilot length: (a)  
Ensure the sufficient projected stud length: (b)

### Single mounting

(a) 7 mm  
(b) Disc thickness  
+ Nut length  
+ 2 free turns  

---

**= Projected stud length**

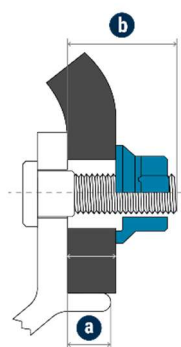
### Twin mounting

(a) 7 mm + disc thickness  
(b) Disc thickness 1  
+ Disc thickness 2  
+ Nut length  
+ 2 free turns  

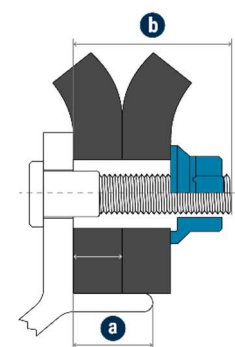
---

**= Projected stud length**

Single mounting



Twin mounting



## Mounting with sleeve nuts

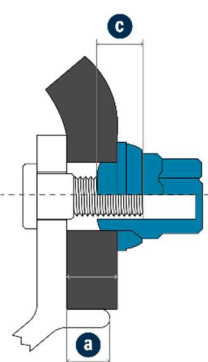
Bolt hole Ø 32 mm

If the projected stud length is insufficient, as calculated above, you may avoid the replacement of the studs by using the following sleeve nuts.

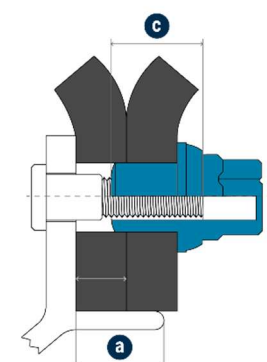
By using sleeve nuts, it is possible to recover the minimum engaged turns between the nut and the stud and a perfect fitment can be achieved.

The wheels require a minimum hub pilot length: (a)  
Ensure the number of turns of engaged threads between shank nut and stud: (c)

Single mounting



Twin mounting



### Single mounting

**Bolt hole** Ø 32 mm  
**Sleeve nut** M22x1,5  
7/8"11 BSF

(a) 7 mm  
(c) M22x1,5 min. 14 turns (approx. 21 mm)  
7/8" 11 BSF min. 10 turns (approx. 24 mm)  
SLT 979  
SLT 983 (Only for use on Scania trucks)

### Twin mounting

(a) 7 mm + disc thickness  
(c) M22x1,5 min. 14 turns (approx. 21 mm)  
7/8" 11 BSF min. 10 turns (approx. 24 mm)  
SLT 981  
SLT 984 (Only for use on Scania trucks)

### SPEEDLINE TRUCK S.r.l.

Viale 1° Maggio 30  
24030 Presezzo, Italy

T: +39 035 4158211  
E: sales.truck@ronalgroup.com

speedline-truck.com

All information is subject to change. SPEEDLINE TRUCK reserves the right to make changes to the design and technical characteristics. The wheel designs and the content of this product information are protected by copyright. Version 5.0, October 2020\_P1

RONALGROUP