

19,5x7,50" FORGED LIGHT ALLOY WHEEL

SLT 3097 BOLT HOLE Ø 26, 30, 32 MM

| | |
|--------------------------|-----------|
| ET | 134 mm |
| Max payload | 3150 kg |
| Average weight | 17,7 kg |
| Centre Bore Ø | 221 mm |
| Mounting hole PCD Ø | 275 mm |
| Number of mounting holes | 8 |
| Disk thickness | 21,0 mm |
| Half dual Space | 155 mm |
| Twin fitment | yes |
| N° ABE (Germany) | KBA 52593 |



| Denomination | Surface finish | Bolt hole Ø | Sleeve nut Single | Sleeve nut Twin | Valve code |
|--------------|----------------|-------------|---|---|------------|
| 3097 AM | Diamond | 26 mm | ~ | ~ | SLT 021 |
| 3097 BM | Diamond | 30 mm | SLT 989 (M20x1,5) | SLT 990 (M20x1,5) | SLT 021 |
| 3097 CM | Diamond | 32 mm | SLT 979 (M22x1,5), SLT 983 (7/8"11 BSF) | SLT 981 (M22x1,5), SLT 984 (7/8"11 BSF) | SLT 021 |

| | |
|------------------------------------|---|
| Material | Not lacquered, highly corrosion resistant alloy, T6061 |
| Approved tire sizes | e.g. 245/70 R19,5 255/60 R19,5 265/70 R19,5 285/70 R19,5 (FRT excluded) |
| Locking torque of the valve | 5 Nm for original SPEEDLINE TRUCK valve |
| Maximum tyre pressure | 9 bar or the lower value recommended by the tire producer |
| Approved balance weights | Clip on and adhesive weights for alloy wheels for commercial vehicles |
| Warranty | 5 years from the manufacturing date without mileage limitation |

MOUNTING INSTRUCTIONS



SINGLE AND TWIN FITMENT WITH STANDARD OR SLEEVE NUTS

The SPEEDLINE TRUCK forged light alloy wheels are hub centric wheels (M system) which can be mounted according to ISO standard 4107 or DIN 74361-3.

Prior to mounting

Please check that the vehicle is equipped for the mounting of SLT light alloy wheels, as these wheels have a larger flange thickness than steel wheels.

Torque wheel nut according to vehicle manufacturer.

If missing: 500 Nm for M20x1,5 | 650 Nm for M22x1,5 and 7/8" 11 BSF

Wheel type: SLT 3097, SLT 4015

Mounting with standard nuts

Bolt hole \varnothing 26 mm | Nuts size M22x1,5 or 7/8" 11 BSF

The wheels require a minimum hub pilot length: (a)
Ensure the sufficient projected stud length: (b)

Single mounting

(a) 7 mm

(b) Disc thickness
+ Nut length
+ 2 free turns

= **Projected stud length**

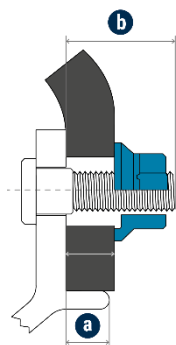
Twin mounting

(a) 7 mm + disc thickness

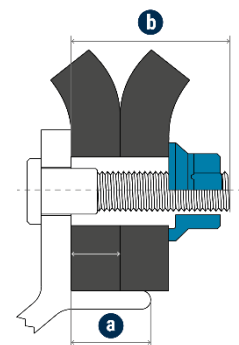
(b) Disc thickness 1
+ Disc thickness 2
+ Nut length
+ 2 free turns

= **Projected stud length**

Single mounting



Twin mounting



Mounting with sleeve nuts

Bolt hole \varnothing 30 mm and \varnothing 32 mm

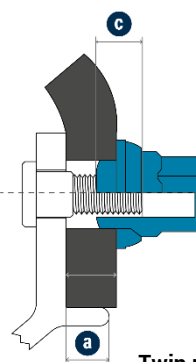
If the projected stud length is insufficient, as calculated above, you may avoid the replacement of the studs by using the following sleeve nuts.

By using sleeve nuts, it is possible to recover the minimum engaged turns between the nut and the stud and a perfect fitment can be achieved.

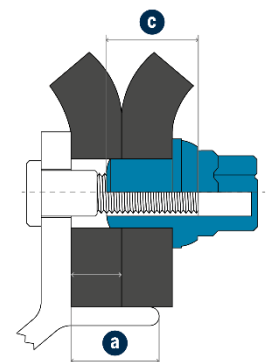
The wheels require a minimum hub pilot length: (a)

Ensure the number of turns of engaged threads between shank nut and stud: (c)

Single mounting



Twin mounting



Twin mounting

(a) 7 mm + disc thickness

(c) min. 13 turns (approx. 20 mm)

SLT 990

Bolt hole \varnothing 30 mm

(a) 7 mm

(c) min. 13 turns (approx. 20 mm)

SLT 989

Sleeve nut M20x1,5

Bolt hole \varnothing 32 mm

(a) 7 mm

(c) M22x1,5 min. 14 turns (approx. 21 mm)
7/8" 11 BSF min. 10 turns (approx. 24 mm)

SLT 979

SLT 983 (Only for use on Scania trucks)

Sleeve nut M22x1,5

7/8" 11 BSF

(a) 7 mm + disc thickness

(c) M22x1,5 min. 14 turns (approx. 21 mm)
7/8" 11 BSF min. 10 turns (approx. 24 mm)

SLT 981

SLT 984 (Only for use on Scania trucks)

SPEEDLINE TRUCK S.r.l.

Viale 1° Maggio 30
24030 Presezzo, Italy

T: +39 035 4158211
E: sales.truck@ronalgroup.com

speedline-truck.com

All information is subject to change. SPEEDLINE TRUCK reserves the right to make changes to the design and technical characteristics. The wheel designs and the content of this product information are protected by copyright. Version 5.0, October 2020

RONALGROUP